


On Stage
with
American Family Theater



Study Guide:



Cinderella



Another fine teaching tool from:



American Family Theater inc.

© American Family Theater, Inc.



On Stage with American Family Theater Cinderella





Table of Contents:

Letter from the Producer	3
Before You Go	4
Theater Etiquette	5
Scenic Breakdown	6
Synopsis	7 & 8
History of Cinderella	9
After the Show	10
Interdisciplinary Activities	11 & 12
Acrostic	13
Think Theatrically	14
Fan Letter	15
Theater Vocabulary	16
Write a Review	17
Careers in the Arts	18
Word Search	19
Draw a Picture.....	20



On Stage with American Family Theater



**Letter from
the Producer**

Dear Educator:

This guide contains suggested learning experiences for various grade levels. It is intended to help your students enjoy and utilize the theater-going experience. Please select those ideas that best relate to your curriculum and classroom needs. We would appreciate knowing which suggestions you actually incorporated into your lesson plans and how they worked for you.

Share your fun and ideas with us. We will be pleased to receive any projects that grow from this experience... letters, cassettes, original drawings, photos, etc. You may send them to:


American Family Theater, Inc.
1429 Walnut Street
4th Floor
Philadelphia, PA 19102

Theater is, indeed, a superb learning tool that you and your students will share, cherish and remember. We look forward to welcoming you and your classes to the theater.

Cordially,

Laurie Wagman
Founder/Chairman

On Stage with American Family Theater




Before You Go:



ASK the students to recall the story of CINDERELLA by telling it informally, as they remember it. Have they recounted the traditional story or an adaptation? Discuss the fact that there are many versions or adaptations of all tales. Identify the main characters and the basic story using the attached synopsis.

DETERMINE if they have seen the story of CINDERELLA performed before (On film? On stage? At school? In professional theater? Maybe on TV or video?) and in what art form. (Play? Ballet? etc.) Maybe they have read the book? Discuss any recollections in terms of similarities and differences. Do the different art forms affect their impressions? If so, try to make them aware of their varying reactions.

SET a part of the classroom aside for a 'Cinderella Corner'. Ask students to bring in various books, CD's, tapes, pictures, dolls, puppets, original drawings, cutouts, etc. for perusing at their leisure. 


EXPLAIN to students that they are about to see a live, on-stage production of CINDERELLA. There will be songs and dances as well as acting to tell the story.

Note: This original musical adaptation is presented by American Family Theater for audiences across the country. Students can expect to see the traditional Cinderella characters and a delightful new character named Mortimer Mouse who is Cinderella's good friend.



ENCOURAGE the students to relax and get into the spirit of the play once they are in the theater. Tell them they should use their imaginations freely and feel comfortable to respond openly to the actors on the stage.

On Stage with American Family Theater




Theater Etiquette:

The audience plays a key part in the overall theater experience. Each audience member affects those around him or her as well as the performers.


Remind your class that everyone will have an especially wonderful time at the performance by remembering their theater manners.

Here is how students can help:

- ❖ It is important to remain seated throughout the entire performance.
- ❖ Restroom visits are best made prior to seating.
- ❖ Photography and recording during the performance are not permitted.
- ❖ Give your full attention and energy to the performers. In return, the performers give it back to you with a better performance.
- ❖ Don't talk during the show unless you are asked. Sometimes we think that if we whisper, it is okay. But if everyone in the audience whispers, it can be disruptive to the performers.
- ❖ Turn watches, pagers and cell phones to silent.
- ❖ Do not interrupt performers with comments that may disrupt the performance for others.
- ❖ Show the performers your appreciation for their efforts by applauding.




On Stage with American Family Theater Cinderella



Book, Lyrics & Music: Don Kersey

CHARACTERS

Cinderella
Prunella Pitchens - Stepmother
Glynis - Step Sister
Zorina - Step Sister
Mortimer Mouse
Prince Frederick
Fairy Godmother



SCENIC BREAKDOWN/MUSICAL NUMBERS

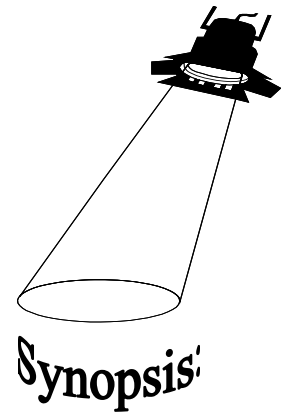
ACT I

SCENE 1	The Garden "RAIN".....Cinderella, Mrs. Pitchens, Zorina & Glynis
SCENE 2	Cinderella's House "BEAUTIFUL"..... Mrs. Pitchens, Zorina & Glynis
SCENE 3	The Arbor "ALL THE LUCK".....The Prince & Cinderella "SMILE"..... Mortimer & Cinderella
SCENE 4	The Kitchen "NOSES UP"..... Mrs. Pitchens, Zorina & Glynis
SCENE 5	The Garden "THE WISHING SONG".....Fairy Godmother

ACT II

SCENE 1	The Palace "FUN".....The Company "THE ROYALTY SONG".....Mrs. Pitchens & Mortimer "FINALLY".....Cinderella & The Prince
SCENE 2	A Clearing in the Woods "THE SEARCH"..... The Company
SCENE 3	The Kitchen "THE SHOE"..... Mrs. Pitchens, Zorina & Glynis "FINALE"..... The Company

On Stage
with
American Family Theater
Cinderella



Synopsis:

The play begins on a rainy day in a far off kingdom. Mortimer the mouse is found sitting on a stone wall which divides the garden from the Pitchen's household. He introduces Cinderella, the stepdaughter of Prunella Pitchens. She enters and starts scrubbing the hardwood floors. Mortimer then introduces Prince Frederick. He and Mortimer have been delivering invitations to the royal ball. The king and queen have invited every available female in the kingdom. They want Prince Frederick to marry soon. Though the prince and Cinderella have never met, Mortimer believes that they are meant to meet very soon.

The garden gate swings open and into the courtyard enters Prunella Pitchens with her two daughters, Glynnis and Zorinna. They are complaining of the coming rain (**The Rain Song**) They enter the house and see Cinderella humming to herself. Mrs. Pitchens complains that Cinderella is not doing the chores fast enough. Cinderella's stepsisters join in the tirade. Cinderella asks why none of them can help with the household duties. The wicked stepmother and her two homely daughters explain that they are not suited for such menial tasks. (**Beautiful**)

Prince Frederick enters through the garden gate, followed quickly by Mortimer his personal assistant. Frederick is tired of delivering invitations to the ball. He has been invited into every house he has stopped at. He doesn't believe that he wants to get married. He explains, that no matter what, he will probably never be lucky in love. (**Never Any Luck**) Mortimer slides the invitation through the mail slot and Cinderella opens it. She gets very excited, but quickly realizes the invitation was not meant for her. What would a pauper wear? How would she get there? She's just the stepdaughter to a woman who has no love for her. She shares the prince's concerns. (**Never Any Luck Reprise**)

Mortimer decides to deliver the rest of the invitations for the prince. Frederick looks miserable and Mortimer tells him to go off riding horses in the woods. Besides, Mortimer wants a chance to introduce himself to Cinderella and convince her that she must go to the ball. He sneaks in and surprises her. Needless to say, she is surprised to find a talking mouse in her kitchen. He finds it difficult to get her excited about the ball. She seems so depressed and sad. Mortimer believes the first lesson he must teach her is to open her mouth. (**Smile**) Believing his first meeting a success he scurries off through the cracks in the wall to finish delivering invitations.

The stepsisters and the wicked stepmother discover the invitation to the royal ball and start devising a plan of attack. Either Glynnis or Zorrina must be the one that marries the prince. Cinderella joins in the excitement and is quickly reminded of her place in the family. What would she wear? Everything she owns is patched and covered with cinders from the fireplace. The stepmother quickly starts teaching her clumsy daughters the snares and lures that they must use to catch the prince. (**Noses Up**)




Cinderella is found alone sweeping the floor, imagining that she too is at the royal ball. As she is dancing with her broom, who she imagines is her prince, she hears an unearthly voice coming from outside her door calling to her. She goes outside to find her Fairy Godmother. She is there to enchant Cinderella. She concocts a beautiful ball gown and slippers made from pure glass. **(Wishing Will)** She leaves Cinderella with one warning. She must leave the ball by the stroke of midnight because the magic will wear off at that very moment. The Fairy Godmother waves her wand and Cinderella is off to the ball.

Meanwhile Cinderella's step family has already arrived at the ball. **(There's A Ball At The Palace)** As they are introduced to the prince, the wicked stepmother makes an attempt to woo the prince for her two daughters. **(I Was meant To Have A Royal Home)** The stepsisters are making fools of themselves so their mother rushes them off to scold them for their incompetence.


Cinderella enters. Mortimer sees her and introduces her to the prince. He is instantly enamored by the beautiful young woman. They dance and talk about their feelings of loneliness and find that they have so very much in common. **(Finally)** The stepmother and stepsisters enter the ball once again to find the prince dancing with a beautiful, elegant lady. As they are about to declare war upon this mystery woman, the clock chimes the hour of midnight. Cinderella panics fearing that she has waited too late and her identity will be revealed as the poor girl from the cinders. She runs off, accidentally leaving her shoe behind. The prince confesses his love for her to Mortimer. Mortimer suggests that every young maiden in the kingdom try the shoe on until they find the foot that fits the shoe.

Cinderella enters through her gate dressed once again in her patchwork dress. She feels sad and alone once again. The ball a distant memory of what can never be. Mortimer and the Fairy Godmother come to comfort the poor girl and try to give her hope. **(Let's Pretend)** But all she feels is desperation and hopelessness.

The next morning finds the Pitchens family preparing for the coming slipper, and talking about the mysterious girl who left the ball. **(What To Do About The Shoe)** The stepmother sends Cinderella off to the market as the Prince is coming down the lane. She sees him and runs off fearing he will no longer love her if he discovers who she really is. The stepsisters try on the shoe, one after the other. Neither one of them can get their huge feet in the tiny glass slipper. Cinderella walks through the door and the prince recognizes her face. He runs after her with the shoe and convinces her to try it on. Slowly she agrees and, of course, it is a perfect fit. Cinderella explains and they confess their love for each other. She agrees to marry the prince and they all live happily ever after.



On Stage with American Family Theater



History of Cinderella:

Cinderella is a well-know story that appears in the folklore of many countries around the world. No one knows exactly how many versions there are. If you add in everything from picture books to musical interpretations, the number of versions could be over 1,500! The story centers on a heroine who suffers at the hands of her stepfamily. She has a magical guardian who helps her and in the end, she receives her fondest wish.



In the earliest version of this story, from China, the heroine's name is Yeh-shen. Instead of a fairy godmother a magical fish helps her and instead of a glass slipper the prince uses a golden shoe to identify her.


The next written version comes from Charles Perrault. He introduced the fairy godmother, pumpkin carriage, animal servants and the glass slipper. At the end of his version Cinderella finds husbands for her stepsisters.



The version written by the Grimm Brothers does not have a fairy godmother. In this version Cinderella plants a tree on her mother's grave. It is from this tree that the magical help appears in the form of a white dove. The other difference is at the end when the stepsisters have their eyes pecked out by birds because they were mean.

These are just a few of the many forms of this story. Other tales such as this have been found in Australia, Egypt, Italy and Vietnam to name a few. Over the years, the story of Cinderella has inspired countless picture books, novels, and musicals.

On Stage with American Family Theater



After The Show:

QUESTIONS FOR DISCUSSION



Ask the students to express their feelings as they recall the story line of the production.

- How did Cinderella's stepmother and stepsister treat her?
- Why do you think Cinderella's stepmother and stepsisters treated her unkindly?
- How did Cinderella keep her spirits up?
- In what ways was Mortimer Mouse a friend to Cinderella?
- How did Cinderella get to attend the ball? What conditions were attached?
- What happened at the royal ball?
- How did Cinderella treat her stepsisters at the very end of the story?
- Why is it important to use your imagination?
- Do you have dreams you wish would come true? Have some dreams come true already?



READING LOG

Research at your school library or on the internet other versions of the Cinderella story and other fairy tales. Have the students keep a reading log of the ones they read.

ALTERNATE TITLES


Have the students be creative and think of some other possible titles for the show.

JUST FOR FUN:

Have a 'Ball'! Invite other classes to a Ball. Print out invitations on the computer. Plan refreshments. Wear costumes. And practice your Waltzing!



On Stage With American Family Theater



HISTORY



- ❖ Use the internet and your school library to research Medieval times. What did they wear, eat and do for fun. Learn about castles... how they were built and what they looked like inside and out. Check out this website: www.castlesontheweb.com

MATHEMATICS

- ❖ What size are Cinderella's shoes? Have the boys measure the girls shoes, then create a bar chart of the girls sizes. Who has the smallest foot and largest foot? Older children can find the average size of the girls in the class or create a chart by using a spreadsheet program on the computer.
- ❖ Cinderella had to leave the ball by midnight! Have the students practice telling time based on how much time she could spend at the ball if... she arrived at 9:00 etc.



LANGUAGE ARTS

❖ WRITING ASSIGNMENTS:



- If you had a Fairy Godmother to grant you one wish, what would it be?
- Tell about a time when you had to try hard to “keep your chin up and smile.”
- Write a modern-day “rags to riches” story of your own.
- Write a sequel to the Cinderella story.
- Have students play the character in the show and other students interview them and write articles about them.

❖ WORD GAME:

Have the students find as many words as they can using the letters in:

C I N D E R E L L A



TECHNOLOGY

- ❖ Use the interviews and articles about the show and character to create a newspaper using a word processing program. Include advertisements too!
- ❖ Create a spreadsheet showing the different countries of origin of the story, when it was written, language it was written in etc.

GEOGRAPHY

- ❖ Research the internet to find as many versions of the Cinderella tale that you can then find all of the locations on a map. Create a timeline that shows when each version originated.



PERFORMING ARTS


- ❖ After attending the performance, watch other versions of Sleeping Beauty like a video and the ballet. Compare them to our live production. What are the differences in the way the story was presented? What kind of can you do on film and not on stage? What are the benefits/limitations in each of the art form?

CRAFTS

- ❖ After you research castles, build your own. Use a shoebox, make turrets by make cone shapes from construction paper and decorate any way you wish.
- ❖ Let your students be Princes and Princesses for a day! Create crowns out of construction paper and decorate them with glitter and 'jewels'.



On Stage with American Family Theater



Acrostic:

An acrostic is a simple poem based upon a single word. Use the word Cinderella and try to find other words or phrases, beginning with those letters, that pertain to our show.

C

I

N

D

E

R


E

L

L

A

On Stage With American Family Theater



THINK THEATRICALY!

ABOUT THE PRODUCTION:

- Describe the sets and how they establish the scenes for different parts of the story. (What did you actually see and what did you see with your imagination?)
- How did the addition of music and dance add to the story?
- What kind of dances did you see? (Ballet? Waltz? Etc.) How were they different?
- Why do you think the playwright chose to use Mortimer Mouse as a narrator for the story?
- What did the different costumes tell you about each character?
- What do you think was the funniest part of the show? The scariest? The nicest?
- Have you ever been to a live stage show before?
- What role did the audience play in the production?
- If you could be in the show, which role would you prefer?
- What other stories do you think would be fun to see as a play?

Note: American Family Theater uses highly technical special effects called intellibeams that create special effects with moving patterns of light and color both on stage and in the audience.

HOW ABOUT YOU:

- Do you like to act? Sing? Dance?
- Have you ever been on stage?
- What did you do on stage?
- Share your experience with your class.
- Would you like to be in a show?



CREATE YOUR OWN MUSICAL:

Write your own Cinderella story or choose a favorite storybook and make a musical out of it. Start by writing a script, music & lyrics. Decide who will play each part, who will sing and who will dance. Choreograph the song(s). Have the students not playing parts design sets and costumes and make them. Give everyone a job that best suits their capabilities! Perform your play for another class or grade.


On Stage
With
American Family Theater



Here is a list of words about the theater for you to get to know!

Actor	A theatrical performer.
Applause	Approval expressed by the clapping of hands.
Back-Stage	The area behind and to the side of the part of the stage where the action of the performance takes place.
Choreographer	The person who develops and arranges the dance movements for the dancers and actors.
Composer	A person who writes music.
Costume	A style of clothes, including garments, accessories and hair style, characteristic of a particular country, period or culture, worn on-stage during a theatrical production.
Crew	The group of people who run the various technical operations during a performance, including the lighting, curtain, set, scene changes, sound effects and props.
Designers	Individuals who create the set, costumes, lighting and sound effects for the performance.
Director	The person who supervises all the artists during rehearsals and instructs all dramatic aspects of the production.
Lyricist	The person who writes the words for a song.
Musical Theater	A play that uses music, song and dance to tell the story.
Play	A staged representation of an action or story.
Playwright	The person who writes plays.
Props	All the objects used in a theatrical production.
Score	The sheet music that the actor memorizes and performs.
Script	Pages from which the actors read their lines.
Stage Manager	The person who assists the director during rehearsal and supervises the physical aspects of a stage production.

On Stage With American Family Theater



Write a Review!

Compose Your Own Review. Use the words below for some ideas.

Actors

Choreography

Makeup

Props

Singing

Cast

Costumes

Music

Set

Special Effects

Characters

Lighting


Plot





Set Designer

Theater



On Stage With American Family Theater




- | | | | |
|--|-------------------|---|--|
| Accompanist  | Computer Graphics | Illustrator | Props Designer |
| Actor/Actress | Composer | Instrumentalist | Publisher |
| Artist | Concert Singer | Librettist | Scenic Designer |
| Artistic Director | Conductor | Lighting Designer  | Special Effects |
| Art Teacher | Costume Designer | Makeup Artist | Stage Director |
| Band Director | Critic | Music Teacher | Stage Hand |
| Casting Director  | Dancer | Musician | Stage Manager |
| Choir Director | Dialect Coach | Orchestrator | Theater Director |
| Choreographer | Extra | Painter | Camera Operator |
| Cinematographer | Fashion Designer | Producer | Vocalist  |

Active Learning

What career would you consider interesting?
Where do you think you could go to learn more about it?

On Stage with American Family Theater



American Family Theater brings many wonderful classics to life on stage. Each musical production is filled with beautiful dance, costumes, sets, song and special effects to tell the story.



Find and circle the names of favorite characters from the word bank below. The names can go up, down, diagonal, backwards or forwards.

A	I	E	V	A	N	K	N	W	E	M	I	T	Y	N	I	T
P	A	C	A	L	T	U	N	Y	T	A	N	Q	N	O	U	A
S	B	N	G	I	V	O	I	S	C	T	S	A	E	B	P	Q
C	R	B	N	R	J	Z	D	M	L	V	H	M	M	D	L	D
R	Q	U	E	E	N	G	D	K	C	V	P	A	A	N	N	S
O	D	S	T	U	F	K	A	I	F	T	P	L	B	O	I	F
O	I	D	H	M	H	R	L	U	Z	R	I	L	G	T	E	T
G	A	O	O	W	D	B	A	W	I	A	N	E	N	W	A	V
E	M	R	D	O	E	X	Y	N	C	X	O	R	R	I	L	X
Q	R	O	N	R	J	U	C	J	K	K	C	E	K	Z	I	T
P	E	T	S	C	F	E	H	D	E	Y	C	D	N	A	C	M
Y	M	H	B	E	A	U	T	Y	K	F	H	N	B	R	E	F
N	E	Y	H	R	V	W	E	K	D	K	I	I	G	D	C	C
I	L	G	R	A	Z	Q	X	P	J	F	O	C	W	O	U	S
O	T	R	J	C	E	X	F	I	K	H	O	F	C	F	W	L
G	T	Z	Q	S	J	G	Y	C	R	M	L	L	I	O	N	Q
L	I	D	M	E	Z	Z	U	V	J	I	B	B	X	Z	P	H
A	L	Y	S	W	I	H	T	O	M	S	A	W	Y	E	R	A
G	N	I	K	C	O	T	S	G	N	O	L	I	P	P	I	P




Word Bank

Aladdin	Huck Finn	Queen
Alice	Knave	Scare Crow
Anne Frank	Lion	Scrooge
Beast	Little Mermaid	Tin Man
Beauty	Pinocchio	Tiny Tim
Cinderella	Pippi Longstocking	Tom Sawyer
Dorothy	Prince	Wizard of Oz



On Stage
with
American Family Theater



Be Creative:

Make a picture of your favorite scene in the performance. Be sure to show costumes, the set and the actors you like best.

